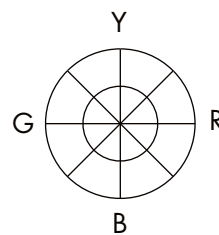
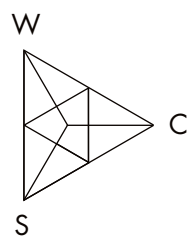

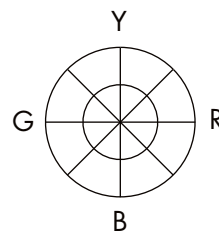
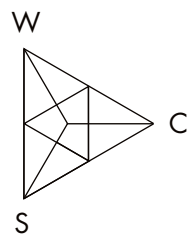

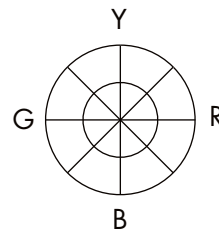
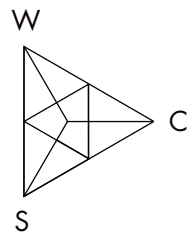



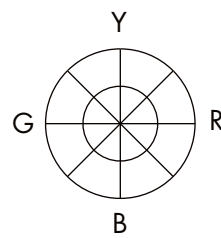
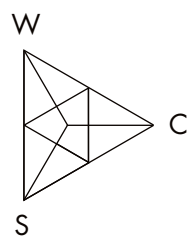

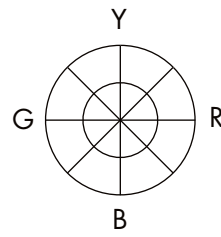
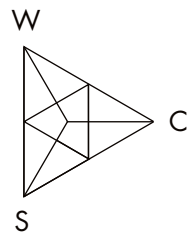

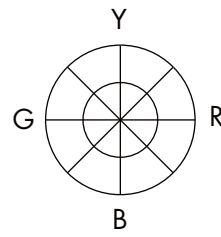
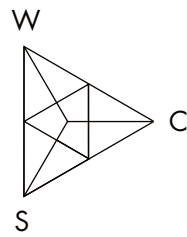

4.1 HUE SIMILARITY



Relationslikhet

Kulörton. Ordna proverna i tre grupper med olika kulörton (hög, medel, låg). Inom varje grupp ska färgerna vara kulörtonlika, dvs förhållandet (relationen) mellan de två ingående kulörta elementaregenskaperna (i detta fall rödhet - blåhet) ska vara konstant. Montera proverna gruppvis i rutorna och markera kulörtonen med ett streck i respektive färgcirkel. Markera gärna även läget, för varje enskild färg, i färgtriangeln och färgcirkeln.

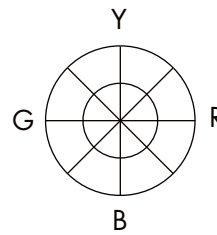
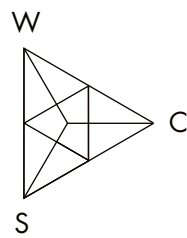

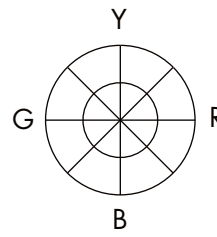
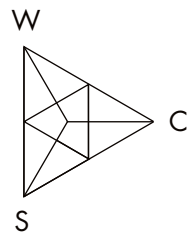

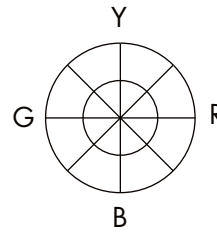
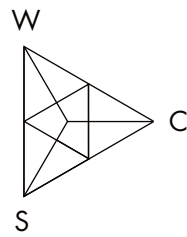

4.1 NUANCE SIMILARITY



Nyans

Ordna proverna i tre nyanslika grupper. Inom varje grupp ska färgerna ha samma grad av vithet, svarthet och kulörthet, dvs vara nyanslika. Detta illustreras i färgtriangeln med en punkt. Markera i färgtriangeln de tre gruppernas nyanser och de enskilda färgernas kulörtoner i färgcirkeln.

4.2 BLACKNESS SIMILARITY

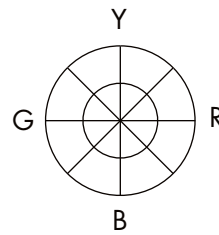
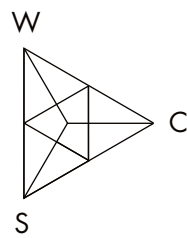

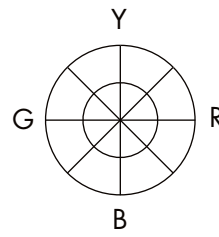
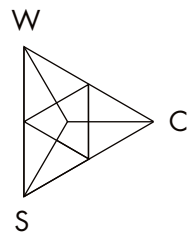

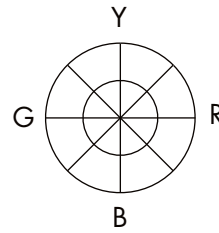
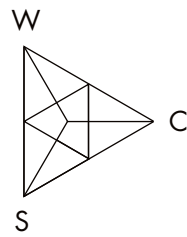



Gradlikhet

Svarthet. Ordna proverna i tre grupper med olika grad av svarthet (hög, medel, låg). Inom varje grupp ska färgerna vara svarthetslika.

Montera proverna gruppvis i rutorna och markera graden av svarthet med ett streck i respektive färgtriangel. Markera gärna även läget, för varje enskild färg, i färgtriangeln och färgcirkeln.

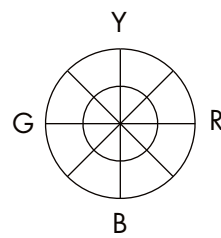
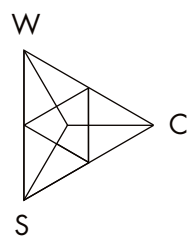

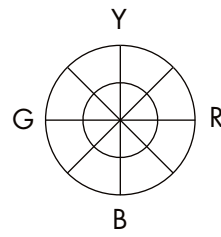
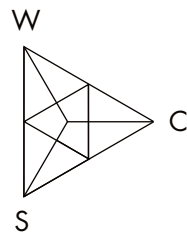

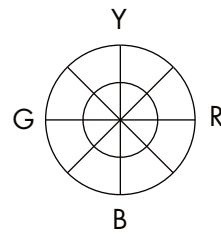
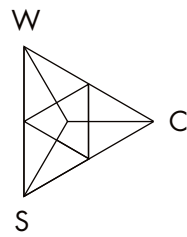

4.2 CHROMATICNESS SIMILARITY



Gradlikhet

Kulörthet. Ordna proverna i tre grupper med olika grad av kulörthet (hög, medel, låg). Inom varje grupp ska färgerna vara kulörthetslika. Montera proverna gruppvis i rutorna och markera graden av kulörthet med ett streck i respektive färgtriangel. Markera gärna även läget, för varje enskild färg, i färgtriangeln och färgcirkeln.

4.2W WHITENESS SIMILARITY



Gradlikhet

Vithet. Ordna proverna i tre grupper med olika grad av vithet (hög, medel, låg). Inom varje grupp ska färgerna vara vithetslika. Montera proverna gruppvis i rutorna och markera graden av vithet med ett streck i respektive färgtriangel. Markera gärna även läget, för varje enskild färg, i färgtriangeln och färgcirkeln.